



**LOCAL DISASTER RISK REDUCTION AND MANAGEMENT FUND UTILIZATION
THIRD QUARTER, CY2022
NATIONAL CAPITAL REGION, CITY OF MUNTINLUPA**

PARTICULARS	LDRRMF			NDRRM Fund	From Other LGUs	From Other Sources	Total
	Quick Response Fund (QRF)	Mitigation Fund	Total				
	30%	70%					
A. Sources of Funds							
Current Appropriation- MOOE	89,510,294.04	151,175,140.10	240,685,434.14				240,685,434.14
Current Appropriation- Capital Outlay		57,682,212.67	57,682,212.67				57,682,212.67
Continuing Appropriation- 2021			18,087,732.58				18,087,732.58
Previous Year's Appropriation transferred to the Special Trust Fund							-
- CY 2021			72,325,748.00				72,325,748.00
- CY 2020			288,489,344.13				288,489,344.13
- CY 2019			4,047,379.57				4,047,379.57
- CY 2018			61,158,660.00				61,158,660.00
- CY 2017			23,441,106.51				23,441,106.51
Transfer/Grants							
Total Funds Available	89,510,294.34	208,857,353.47	765,917,617.60	-	-	-	765,917,617.60
B. Utilization							
Travelling Expenses			252,205.72				252,205.72
Training Expenses			1,181,412.21				1,181,412.21
Food Supplies			49,660,000.00				49,660,000.00
Welfare Goods			55,015,210.00				55,015,210.00
Drugs and Medicines			7,385,143.00				7,385,143.00
Medical, Dental and Laboratory Supplies			33,684,356.99				33,684,356.99
Fuel, Oil and Lubricants			1,750,959.88				1,750,959.88
Other Supplies and Materials			18,716,355.96				18,716,355.96
Water			197,419.49				197,419.49
Electricity			4,191,575.56				4,191,575.56
Telephone			1,171,629.13				1,171,629.13
Internet Subscription			848,999.10				848,999.10
Printing and Publication			800,475.00				800,475.00
Other General Services			1,769,140.00				1,769,140.00
Repairs and Maintenance			688,531.00				688,531.00
Representation			11,752,751.98				11,752,751.98
Donations			1,753,000.00				1,753,000.00
Disaster Response and Rescue Equipment			12,494,648.00				12,494,648.00
Medical Equipment			1,240,230.00				1,240,230.00
Technical and Scientific Equipment			1,200,000.00				1,200,000.00
Military, Police and Security Equipment			57,789,792.75				57,789,792.75
Printing Equipment			128,999.00				128,999.00
Office Equipment			135,940.00				135,940.00
Other Machinery			401,791.00				401,791.00
Furniture & Fixtures			1,998,011.00				1,998,011.00
Other Structure			8,064,014.98				8,064,014.98
Other PPE			4,869,616.07				4,869,616.07
Total Utilization	-	-	280,610,773.47	-	-	-	280,610,773.47
Unutilized Balance	89,510,294.34	208,857,353.47	485,306,844.13	-	-	-	485,306,844.13

We hereby certify that we have received the contents and hereby attest to the veracity and correctness of the data or information contained in this


Melania M. Casanova
 Acting Head - City Accounting Department



Hon. Rozzano Rufino B. Biazon
 City Mayor

Local Disaster Risk Reduction Management Fund (LDRRMF)

The LDRRMF represents the amount set aside by the LGU to support its disaster risk management activities pursuant to R.A. No. 10121 otherwise known as the "Philippine Disaster Risk Reduction and Management Act of 2010."

PARTICULARS	AMOUNT			
	Available	Utilized/Adjustment	Balance	%
Current Year Appropriation				
30% Quick Response Fund	P 89,510,294.04	P -	P 89,510,294.04	0.00%
70% Mitigation Fund				
MOOE	P 151,175,140.10	P 37,976,531.76	P 113,198,608.34	25.12%
Capital Outlay	57,682,212.67	497,376.91	57,184,835.76	0.86%
	P 208,857,352.77	P 38,473,908.67	P 170,383,444.10	18.42%
Total	P 298,367,646.81	P 38,473,908.67	P 259,893,738.14	12.89%
Continuing Appropriation:				
CY 2021	P 18,087,732.58	P 1,286,815.63	P 16,800,916.95	7.11%
Total	P 18,087,732.58	P 1,286,815.63	P 16,800,916.95	7.11%
Special Trust Fund				
CY 2021	P 72,325,748.00		72,325,748.00	0.00%
CY 2020	288,489,344.13	173,214,422.33	115,274,921.80	60.04%
CY 2019	4,047,379.57	885,483.65	3,161,895.92	21.88%
CY 2018	61,158,660.00	43,309,036.68	17,849,623.32	70.81%
CY 2017	23,441,106.51	23,441,106.51	-	100.00%
Total	P 449,462,238.21	P 240,850,049.17	P 208,612,189.04	53.59%
Total	P 765,917,617.60	P 280,610,773.47	P 485,306,844.13	36.64%

Certified Correct:



Melania M. Casanova

Acting Head - City Accounting Department