



LOCAL DISASTER RISK REDUCTION AND MANAGEMENT FUND UTILIZATION
FIRST QUARTER, CY2021
NATIONAL CAPITAL REGION, CITY OF MUNTINLUPA

PARTICULARS	LDRRMF		NDRRM Fund	From Other LGUs	From Other Sources	Total
	Quick Response Fund (QRF)	Mitigation Fund				
	30%	70%				
A. Sources of Funds						
Current Appropriation- MOOE	57,774,000.00	113,172,145.00				170,946,145.00
Current Appropriation- Capital Outlay		21,633,855.00				21,633,855.00
Continuing Appropriation- 2020	502,465,088.54					502,465,088.54
Previous Year's Appropriation transferred to the Special Trust Fund						
- CY 2021	5,128,177.00					5,128,177.00
- CY 2020	389,431,644.00					389,431,644.00
- CY 2019	72,203,861.76					72,203,861.76
- CY 2018	61,158,660.00					61,158,660.00
- CY 2017	56,646,354.82					56,646,354.82
Transfer/Grants						
Total Funds Available	1,144,807,786.12	134,806,000.00	-	-	-	1,279,613,786.12
B. Utilization						
Medicines	-	13,257,982.00				13,257,982.00
Food	22,639,742.75					22,639,742.75
Supplies and Materials	-	41,679,993.52				41,679,993.52
Financial Assistance	3,757,000.00					3,757,000.00
Incidental Expenses	-					-
Repair of Evacuation Center /Damaged Infrastructures						-
Trainings / Meetings / Monitoring		8,452,269.76				8,452,269.76
Construction of Evacuation Center		-				-
Transportation		26,333,089.00				26,333,089.00
Equipment/ Furnitures		8,410,929.00				8,410,929.00
Infrastructures		-				-
Rental, Transportation, Other Expenses	-	1,782,195.69				1,782,195.69
Transfer to other LGUs	-					-
Total Utilization	26,396,742.75	99,916,458.97	-	-	-	126,313,201.72
Unutilized Balance	1,118,411,043.37	34,889,541.03	-	-	-	1,153,300,584.40

We hereby certify that we have received the contents and hereby attest to the veracity and correctness of the data or information contained in this document.


Melania M. Casanova
 Acting Head - City Accounting Office



Jaime R. Fresnedi
 City Mayor

Local Disaster Risk Reduction Management Fund (LDRRMF)

The LDRRMF represents the amount set aside by the LGU to support its disaster risk management activities pursuant to R.A. No. 10121 otherwise known as the "Philippine Disaster Risk Reduction and Management Act of 2010."

PARTICULARS	AMOUNT			
	Available	Utilized	Balance	%
Current Year Appropriation				
30% Quick Response Fund (QRF)	P 57,774,000.00	P 26,226,742.75	P 31,547,257.25	45.40%
70% Mitigation Fund (MF)				
MOOE	P 113,172,145.00	P 20,903,804.02	P 92,268,340.98	18.47%
Capital Outlay	21,633,855.00	1,657,719.00	19,976,136.00	7.66%
	P 134,806,000.00	P 22,561,523.02	P 112,244,476.98	16.74%
Total	P 192,580,000.00	P 48,788,265.77	P 143,791,734.23	25.33%
Continuing Appropriation:				
CY 2020	P 502,465,088.54	P 10,302,775.60	P 492,162,312.94	2.05%
Total	P 502,465,088.54	P 10,302,775.60	P 492,162,312.94	2.05%
Special Trust Fund				
CY 2021	P 5,128,177.00		P 5,128,177.00	0.00%
CY 2020	389,431,644.00	30,889,558.97	358,542,085.03	7.93%
CY 2019	72,203,861.76	19,490,265.22	52,713,596.54	26.99%
CY 2018	61,158,660.00		61,158,660.00	0.00%
CY 2017	56,646,354.82	16,842,336.16	39,804,018.66	29.73%
Total	P 584,568,697.58	P 67,222,160.35	P 517,346,537.23	11.50%
Total	P 1,279,613,786.12	P 126,313,201.72	P 1,153,300,584.40	9.87%

Certified Correct:



Melania M. Casanova
 Acting Head - City Accounting Office