



**LOCAL DISASTER RISK REDUCTION AND MANAGEMENT FUND UTILIZATION**  
**FIRST QUARTER, CY2022**  
**NATIONAL CAPITAL REGION, CITY OF MUNTINLUPA**

PARTICULARS	LDRRMF			NDRRM Fund	From Other LGUs	From Other Sources	Total
	Quick Response Fund (QRF)	Mitigation Fund	Total				
	30%	70%					
<b>A. Sources of Funds</b>							
Current Appropriation- MOOE	89,510,294.04	151,175,140.10	240,685,434.14				240,685,434.14
Current Appropriation- Capital Outlay		57,682,212.67	57,682,212.67				57,682,212.67
Continuing Appropriation- 2021			18,087,732.58				18,087,732.58
Previous Year's Appropriation transferred to the Special Trust Fund							-
- CY 2021			72,325,748.00				72,325,748.00
- CY 2020			288,489,344.13				288,489,344.13
- CY 2019			4,047,379.57				4,047,379.57
- CY 2018			61,158,660.00				61,158,660.00
- CY 2017			23,441,106.51				23,441,106.51
Transfer/Grants							
<b>Total Funds Available</b>	<b>89,510,294.34</b>	<b>208,857,353.47</b>	<b>765,917,617.60</b>	-	-	-	<b>765,917,617.60</b>
<b>B. Utilization</b>							
Travelling Expenses			8,977.00				8,977.00
Training Expenses			-				-
Food Supplies			20,000,000.00				20,000,000.00
Welfare Goods			1,707,410.00				1,707,410.00
Drugs and Medicines			737,000.00				737,000.00
Medical, Dental and Laboratory Supplies			13,611,951.00				13,611,951.00
Fuel, Oil and Lubricants			351,249.67				351,249.67
Other Supplies and Materials			11,324,349.89				11,324,349.89
Water			14,280.14				14,280.14
Electricity			1,399,743.53				1,399,743.53
Telephone			48,900.00				48,900.00
Internet Subscription			63,901.60				63,901.60
Printing and Publication			875.00				875.00
Other General Services			204,583.00				204,583.00
Repairs and Maintenance			194,482.00				194,482.00
Representation			8,247,632.65				8,247,632.65
Donations			210,000.00				210,000.00
Disaster Response and Rescue Equipment			10,255,681.00				10,255,681.00
Other Machinery			622,958.73				622,958.73
Other PPE			86,815.63				86,815.63
<b>Total Utilization</b>	-	-	<b>94,959,785.14</b>	-	-	-	<b>94,959,785.14</b>
<b>Unutilized Balance</b>	<b>89,510,294.34</b>	<b>208,857,353.47</b>	<b>670,957,832.46</b>	-	-	-	<b>670,957,832.46</b>

We hereby certify that we have received the contents and hereby attest to the veracity and correctness of the data or information contained in this document.

  
 Melania M. Casanova  
 Acting Head - City Accounting Department


  
 Jaime R. Fresnedi  
 City Mayor

## Local Disaster Risk Reduction Management Fund (LDRRMF)

The LDRRMF represents the amount set aside by the LGU to support its disaster risk management activities pursuant to R.A. No. 10121 otherwise known as the "Philippine Disaster Risk Reduction and Management Act of 2010."

PARTICULARS	AMOUNT			
	Available	Utilized/Adjustment	Balance	%
<b>Current Year Appropriation</b>				
30% Quick Response Fund	P 89,510,294.04	P 210,000.00	P 89,300,294.04	0.23%
70% Mitigation Fund				
MOOE	P 151,175,140.10	P 15,274,537.48	P 135,900,602.62	10.10%
Capital Outlay	57,682,212.67	622,958.73	57,059,253.94	1.08%
	<u>P 208,857,352.77</u>	<u>P 15,897,496.21</u>	<u>P 192,959,856.56</u>	<u>7.61%</u>
<b>Total</b>	<u>P 298,367,646.81</u>	<u>P 16,107,496.21</u>	<u>P 282,260,150.60</u>	<u>5.40%</u>
<b>Continuing Appropriation:</b>				
CY 2021	P 18,087,732.58	P 1,286,815.63	P 16,800,916.95	7.11%
<b>Total</b>	<u>P 18,087,732.58</u>	<u>P 1,286,815.63</u>	<u>P 16,800,916.95</u>	<u>7.11%</u>
<b>Special Trust Fund</b>				
CY 2021	P 72,325,748.00		72,325,748.00	0.00%
CY 2020	288,489,344.13	49,937,807.00	238,551,537.13	17.31%
CY 2019	4,047,379.57	102,890.00	3,944,489.57	2.54%
CY 2018	61,158,660.00	4,083,669.79	57,074,990.21	6.68%
CY 2017	23,441,106.51	23,441,106.51	-	100.00%
<b>Total</b>	<u>P 449,462,238.21</u>	<u>P 77,565,473.30</u>	<u>P 371,896,764.91</u>	<u>17.26%</u>
<b>Total</b>	<u>P 765,917,617.60</u>	<u>P 94,959,785.14</u>	<u>P 670,957,832.46</u>	<u>12.40%</u>

Certified Correct:



**Melania M. Casanova**

Acting Head - City Accounting Department