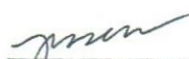


LOCAL DISASTER RISK REDUCTION AND MANAGEMENT FUND UTILIZATION
THIRD QUARTER, CY2020
NATIONAL CAPITAL REGION, CITY OF MUNTINLUPA

PARTICULARS	LDRRMF		NDRRM Fund	From Other LGUs	From Other Sources	Total
	Quick Response Fund (QRF)	Mitigation Fund				
	30%	70%				
A. Sources of Funds						
Current Appropriation- MOOE	708,724,277.38	75,107,500.46				783,831,777.84
Current Appropriation- Capital Outlay		347,260,389.32				347,260,389.32
Continuing Appropriation- 2019		247,178,713.07				247,178,713.07
Previous Year's Appropriation transferred to the Special Trust Fund						
- CY 2019	69,668,011.84	2,535,849.92				72,203,861.76
- CY 2018	55,410,029.00	29,348,631.00				84,758,660.00
- CY 2017	53,558,747.00	28,205,064.00				81,763,811.00
- CY 2016	27,804,692.00	47,731,759.04				75,536,451.04
- CY 2015	1,247,653.16					1,247,653.16
Transfer/Grants						
Total Funds Available	916,413,410.38	777,367,906.81	-	-	-	1,693,781,317.19
B. Utilization						
Medicines	14,409,142.86	-				14,409,142.86
Food	174,369,867.40					174,369,867.40
Supplies and Materials	36,884,461.97	15,993,605.83				52,878,067.80
Financial Assistance	-					-
Incidental Expenses	25,433,982.21					25,433,982.21
Repair of Evacuation Center /Damaged Infrastructures						-
Trainings / Meetings / Monitoring		11,519,842.47				11,519,842.47
Construction of Evacuation Center		-				-
Transportation		67,610,760.00				67,610,760.00
Equipment/ Furnitures		24,091,622.00				24,091,622.00
Infrastructures		31,411,827.60				31,411,827.60
Rental, Transportation, Other Expenses	113,583.76	1,738,489.03				1,852,072.79
Transfer to other LGUs	10,500,000.00					10,500,000.00
Total Utilization	261,711,038.20	152,366,146.93	-	-	-	414,077,185.13
Unutilized Balance	654,702,372.18	625,001,759.88	-	-	-	1,279,704,132.06

We hereby certify that we have received the contents and hereby attest to the veracity and correctness of the data or information contained in this document.


Prepared by:


Pacita S. Serrano
Accountant IV

Certified correct by:


Melania M. Casanova
OIC - Accounting Office

Approved by:


Jaime R. Frespedi
City Mayor

Local Disaster Risk Reduction Management Fund (LDRRMF)


The LDRRMF represents the amount set aside by the LGU to support its disaster risk management activities pursuant to R.A. No. 10121 otherwise known as the "Philippine Disaster Risk Reduction and Management Act of 2010."

PARTICULARS	AMOUNT			
	Available	Utilized	Balance	%
Current Year Appropriation				
30% Quick Response Fund (QRF) - CY 2020	₱ 708,724,277.38	₱ 261,711,038.20	₱ 447,013,239.18	36.93%
70% Mitigation Fund (MF) - CY 2020				
MOOE	₱ 75,107,500.46	₱ 28,003,776.95	₱ 47,103,723.51	37.28%
Capital Outlay	347,260,389.32	52,793,580.00	294,466,809.32	15.20%
	<u>₱ 422,367,889.78</u>	<u>₱ 80,797,356.95</u>	<u>₱ 341,570,532.83</u>	<u>19.13%</u>
Total	<u>₱ 1,131,092,167.16</u>	<u>₱ 342,508,395.15</u>	<u>₱ 788,583,772.01</u>	<u>30.28%</u>
Continuing Appropriation:				
CY 2019	₱ 247,178,713.07	₱ 419,800.00	₱ 246,758,913.07	0.17%
Total	<u>₱ 247,178,713.07</u>	<u>₱ 419,800.00</u>	<u>₱ 246,758,913.07</u>	<u>0.17%</u>
Special Trust Fund				
CY 2019	₱ 72,203,861.76		₱ 72,203,861.76	0.00%
CY 2018	84,758,660.00		84,758,660.00	0.00%
CY 2017	81,763,811.00		81,763,811.00	0.00%
CY 2016	75,536,451.04	69,901,336.82	5,635,114.22	92.54%
CY 2015	1,247,653.16	1,247,653.16	-	100.00%
Total	<u>₱ 315,510,436.96</u>	<u>₱ 71,148,989.98</u>	<u>₱ 244,361,446.98</u>	<u>22.55%</u>
Total	<u>₱ 1,693,781,317.19</u>	<u>₱ 414,077,185.13</u>	<u>₱ 1,279,704,132.06</u>	<u>24.45%</u>

Prepared by:

Noted by:


Pazita S. Serrano
 Accountant IV


Melania M. Casanova
 OIC- Accounting Office