



**LOCAL DISASTER RISK REDUCTION AND MANAGEMENT FUND UTILIZATION**  
SECOND - FIRST QUARTER, CY2021  
**NATIONAL CAPITAL REGION, CITY OF MUNTINLUPA**

PARTICULARS	LDRRMF		NDRRM Fund	From Other LGUs	From Other Sources	Total
	Quick Response Fund (QRF)	Mitigation Fund				
	30%	70%				
<b>A. Sources of Funds</b>						
Current Appropriation- MOOE	57,774,000.00	113,172,145.00				170,946,145.00
Current Appropriation- Capital Outlay		21,633,855.00				21,633,855.00
Continuing Appropriation- 2020	502,465,088.54					502,465,088.54
Previous Year's Appropriation transferred to the Special Trust Fund						
- CY 2021	5,128,177.00					5,128,177.00
- CY 2020	389,431,644.00					389,431,644.00
- CY 2019	72,203,861.76					72,203,861.76
- CY 2018	61,158,660.00					61,158,660.00
- CY 2017	56,646,354.82					56,646,354.82
Transfer/Grants						
<b>Total Funds Available</b>	<b>1,144,807,786.12</b>	<b>134,806,000.00</b>	-	-	-	<b>1,279,613,786.12</b>
<b>B. Utilization</b>						
Medicines	-	13,257,982.00				13,257,982.00
Food	22,639,742.75					22,639,742.75
Supplies and Materials	-	41,679,993.52				41,679,993.52
Financial Assistance	3,757,000.00					3,757,000.00
Incidental Expenses	-					-
Repair of Evacuation Center /Damaged Infrastructures						-
Trainings / Meetings / Monitoring		8,452,269.76				8,452,269.76
Construction of Evacuation Center						-
Transportation		26,333,089.00				26,333,089.00
Equipment/ Furnitures		8,410,929.00				8,410,929.00
Infrastructures						-
Rental, Transportation, Other Expenses	-	1,782,195.69				1,782,195.69
Transfer to other LGUs	-					-
<b>Total Utilization</b>	<b>26,396,742.75</b>	<b>99,916,458.97</b>	-	-	-	<b>126,313,201.72</b>
<b>Unutilized Balance</b>	<b>1,118,411,043.37</b>	<b>34,889,541.03</b>	-	-	-	<b>1,153,300,584.40</b>

We hereby certify that we have received the contents and hereby attest to the veracity and correctness of the data or information contained in this document.

  
Melania M. Casanova  
Acting Head - City Accounting Office


  
Jaime R. Fresnedi  
City Mayor

## Local Disaster Risk Reduction Management Fund (LDRRMF)

The LDRRMF represents the amount set aside by the LGU to support its disaster risk management activities pursuant to R.A. No. 10121 otherwise known as the "Philippine Disaster Risk Reduction and Management Act of 2010."

PARTICULARS	AMOUNT			
	Available	Utilized	Balance	%
<b>Current Year Appropriation</b>				
<b>30% Quick Response Fund (QRF)</b>	₱ 57,774,000.00	₱ 26,226,742.75	₱ 31,547,257.25	45.40%
<b>70% Mitigation Fund (MF)</b>				
MOOE	₱ 113,172,145.00	₱ 20,903,804.02	₱ 92,268,340.98	18.47%
Capital Outlay	21,633,855.00	1,657,719.00	19,976,136.00	7.66%
	<b>₱ 134,806,000.00</b>	<b>₱ 22,561,523.02</b>	<b>₱ 112,244,476.98</b>	<b>16.74%</b>
<b>Total</b>	<b>₱ 192,580,000.00</b>	<b>₱ 48,788,265.77</b>	<b>₱ 143,791,734.23</b>	<b>25.33%</b>
<b>Continuing Appropriation:</b>				
CY 2020	₱ 502,465,088.54	₱ 10,302,775.60	₱ 492,162,312.94	2.05%
<b>Total</b>	<b>₱ 502,465,088.54</b>	<b>₱ 10,302,775.60</b>	<b>₱ 492,162,312.94</b>	<b>2.05%</b>
<b>Special Trust Fund</b>				
CY 2021	₱ 5,128,177.00		₱ 5,128,177.00	0.00%
CY 2020	389,431,644.00	30,889,558.97	358,542,085.03	7.93%
CY 2019	72,203,861.76	19,490,265.22	52,713,596.54	26.99%
CY 2018	61,158,660.00		61,158,660.00	0.00%
CY 2017	56,646,354.82	16,842,336.16	39,804,018.66	29.73%
<b>Total</b>	<b>₱ 584,568,697.58</b>	<b>₱ 67,222,160.35</b>	<b>₱ 517,346,537.23</b>	<b>11.50%</b>
<b>Total</b>	<b>₱ 1,279,613,786.12</b>	<b>₱ 126,313,201.72</b>	<b>₱ 1,153,300,584.40</b>	<b>9.87%</b>

Certified Correct:

  
 \_\_\_\_\_  
**Melania M. Casanova**  
 Acting Head - City Accounting Office