


**LOCAL DISASTER RISK REDUCTION AND MANAGEMENT FUND UTILIZATION**

**REGION: NATIONAL CAPITAL REGION**  
**PROVINCE: METRO MANILA**  
**CITY/MUNICIPALITY: MUNTINLUPA**

**CALENDAR YEAR: 2024**  
**QUARTER: 1**

PARTICULARS	LDRRM FUND				From Other LGUs	Other Sources	Total
	Quick Response Fund (QRF) 30%	Mitigation Fund 70%	NDRRM Fund				
<b>A. Sources of Funds</b>							
Current Appropriation- MOOE	107,759,551.80	198,439,331.20					306,198,883.00
Current Appropriation- Capital Outlay		52,999,623.00					52,999,623.00
Continuing Appropriation		297,625,949.90					297,625,949.90
Previous Year's Appropriation transferred to the Special Trust Fund							
- CY 2023		170,379,435.16					170,379,435.16
- CY 2022		127,958,687.49					127,958,687.49
- CY 2021		21,643,560.00					21,643,560.00
- CY 2020		70,811,985.89					70,811,985.89
- CY 2019		3,161,895.92					3,161,895.92
- CY 2018		6,091,480.35					6,091,480.35
Transfer/Grants							-
<b>Total Funds Available</b>	<b>107,759,551.80</b>	<b>949,111,948.91</b>		-	-	-	<b>1,056,871,500.71</b>
<b>B. Utilization/Adjustments</b>							
Travelling Expenses - Local							
Training Expenses		1,281,683.90					1,281,683.90
Welfare Goods Expenses		179,250.00					179,250.00
Fuel, Oil and Lubricants Expense		3,680,783.78					3,680,783.78
Water Expenses		4,782.82					4,782.82
Electricity Expenses		1,109,055.54					1,109,055.54
Telephone Expenses		1,382.10					1,382.10
Internet Subscription Expense		15,680.00					15,680.00
Other General Services		470,920.00					470,920.00
Representation		184,000.00					184,000.00
Other Maintenance and Other Expenses		13,825,195.50					13,825,195.50
Disaster Response and Rescue Equipment		2,680,000.00					2,680,000.00
Technical and Scientific Equipment		21,975,000.00					21,975,000.00
Transfer to General Fund		6,091,480.35					6,091,480.35
<b>Total Utilization</b>	-	<b>51,499,213.99</b>		-	-	-	<b>51,499,213.99</b>
<b>Unutilized Balance</b>	<b>107,759,551.80</b>	<b>897,612,734.92</b>		-	-	-	<b>1,005,372,286.72</b>

We hereby certify that we have received the contents and hereby attest to the veracity and correctness of the data or information contained in this document.


  
**Melania M. Casanova**  
Acting Head - City Accounting Department

**Local Disaster Risk Reduction Management Fund (LDRRMF)**

The LDRRMF represents the amount set aside by the LGU to support its disaster risk management activities pursuant to R.A. No. 10121 otherwise known as the "Philippine Disaster Risk Reduction and Management Act

PARTICULARS	AMOUNT			
	Available	Utilized/ Adjustment	Balance	%
<b>Current Year Appropriation</b>				
30% Quick Response Fund	P 107,759,551.80	P 1,000,000.00	P 106,759,551.80	0.93%
70% Mitigation Fund				
MOOE	P 198,439,331.20	P 19,752,733.64	P 178,686,597.56	9.95%
Capital Outlay	52,999,623.00	-	52,999,623.00	0.00%
	<u>P 251,438,954.20</u>	<u>P 19,752,733.64</u>	<u>P 231,686,220.56</u>	<u>7.86%</u>
<b>Total</b>	<u><u>P 359,198,506.00</u></u>	<u><u>P 20,752,733.64</u></u>	<u><u>P 338,445,772.36</u></u>	<u><u>5.78%</u></u>
<b>2023 Continuing Appro</b>	P 297,625,949.90	P 24,655,000.00	P 272,970,949.90	
<b>Total</b>	<u><u>P 297,625,949.90</u></u>	<u><u>P 24,655,000.00</u></u>	<u><u>P 272,970,949.90</u></u>	<u><u>8.28%</u></u>
<b>Special Trust Fund</b>				
CY 2023	P 170,379,435.16	-	170,379,435.16	0.00%
CY 2022	127,958,687.49	-	127,958,687.49	0.00%
CY 2021	21,643,560.00	-	21,643,560.00	0.00%
CY 2020	70,811,985.89	-	70,811,985.89	0.00%
CY 2019	3,161,895.92	-	3,161,895.92	0.00%
CY 2018	6,091,480.35	6,091,480.35	-	100.00%
<b>Total</b>	<u><u>P 400,047,044.81</u></u>	<u><u>P 6,091,480.35</u></u>	<u><u>P 393,955,564.46</u></u>	<u><u>1.52%</u></u>
<b>Total</b>	<u><u>P 1,056,871,500.71</u></u>	<u><u>P 51,499,213.99</u></u>	<u><u>P 1,005,372,286.72</u></u>	<u><u>4.87%</u></u>

**Certified Correct:**




**Melania M. Casanova**  
Acting Head - City Accounting Department

## Local Disaster Risk Reduction Management Fund (LDRRMF)

The LDRRMF represents the amount set aside by the LGU to support its disaster risk management activities pursuant to R.A. No. 10121 otherwise known as the "Philippine Disaster Risk Reduction and Management Act

PARTICULARS	AMOUNT			
	Available	Utilized/ Adjustment	Balance	%
<b>Current Year Appropriation</b>				
30% Quick Response Fund	P 107,759,551.80	P 1,000,000.00	P 106,759,551.80	0.93%
70% Mitigation Fund				
MOOE	P 198,439,331.20	P 19,752,733.64	P 178,686,597.56	9.95%
Capital Outlay	52,999,623.00	-	52,999,623.00	0.00%
	<u>P 251,438,954.20</u>	<u>P 19,752,733.64</u>	<u>P 231,686,220.56</u>	<u>7.86%</u>
<b>Total</b>	<u><u>P 359,198,506.00</u></u>	<u><u>P 20,752,733.64</u></u>	<u><u>P 338,445,772.36</u></u>	<u><u>5.78%</u></u>
<b>2023 Continuing Appro</b>	P 297,625,949.90	P 24,655,000.00	P 272,970,949.90	
<b>Total</b>	<u><u>P 297,625,949.90</u></u>	<u><u>P 24,655,000.00</u></u>	<u><u>P 272,970,949.90</u></u>	<u><u>8.28%</u></u>
<b>Special Trust Fund</b>				
CY 2023	P 170,379,435.16	-	170,379,435.16	0.00%
CY 2022	127,958,687.49	-	127,958,687.49	0.00%
CY 2021	21,643,560.00	-	21,643,560.00	0.00%
CY 2020	70,811,985.89	-	70,811,985.89	0.00%
CY 2019	3,161,895.92	-	3,161,895.92	0.00%
CY 2018	6,091,480.35	6,091,480.35	-	100.00%
<b>Total</b>	<u><u>P 400,047,044.81</u></u>	<u><u>P 6,091,480.35</u></u>	<u><u>P 393,955,564.46</u></u>	<u><u>1.52%</u></u>
<b>Total</b>	<u><u>P 1,056,871,500.71</u></u>	<u><u>P 51,499,213.99</u></u>	<u><u>P 1,005,372,286.72</u></u>	<u><u>4.87%</u></u>

Certified Correct:

  
 \_\_\_\_\_  
**Melania M. Casanova**  
 Acting Head - City Accounting Department


**LOCAL DISASTER RISK REDUCTION AND MANAGEMENT FUND UTILIZATION**

**REGION: NATIONAL CAPITAL REGION**  
**PROVINCE: METRO MANILA**  
**CITY/MUNICIPALITY: MUNTINLUPA**

**CALENDAR YEAR: 2024**  
**QUARTER: 1**

PARTICULARS	LDRRM FUND			From Other LGUs	Other Sources	Total
	Quick Response Fund (QRF) 30%	Mitigation Fund 70%	NDRRM Fund			
<b>A. Sources of Funds</b>						
Current Appropriation- MOOE	107,759,551.80	198,439,331.20				306,198,883.00
Current Appropriation- Capital Outlay		52,999,623.00				52,999,623.00
Continuing Appropriation		297,625,949.90				297,625,949.90
Previous Year's Appropriation transferred to the Special Trust Fund						
- CY 2023		170,379,435.16				170,379,435.16
- CY 2022		127,958,687.49				127,958,687.49
- CY 2021		21,643,560.00				21,643,560.00
- CY 2020		70,811,985.89				70,811,985.89
- CY 2019		3,161,895.92				3,161,895.92
- CY 2018		6,091,480.35				6,091,480.35
Transfer/Grants						
<b>Total Funds Available</b>	<b>107,759,551.80</b>	<b>949,111,948.91</b>	-	-	-	<b>1,056,871,500.71</b>
<b>B. Utilization/Adjustments</b>						
Travelling Expenses - Local		-				
Training Expenses		1,281,683.90				1,281,683.90
Welfare Goods Expenses		179,250.00				179,250.00
Fuel, Oil and Lubricants Expense		3,680,783.78				3,680,783.78
Water Expenses		4,782.82				4,782.82
Electricity Expenses		1,109,055.54				1,109,055.54
Telephone Expenses		1,382.10				1,382.10
Internet Subscription Expense		15,680.00				15,680.00
Other General Services		470,920.00				470,920.00
Representation		184,000.00				184,000.00
Other Maintenance and Other Expenses		13,825,195.50				13,825,195.50
Disaster Response and Rescue Equipment		2,680,000.00				2,680,000.00
Technical and Scientific Equipment		21,975,000.00				21,975,000.00
Transfer to General Fund		6,091,480.35				6,091,480.35
<b>Total Utilization</b>	-	<b>51,499,213.99</b>	-	-	-	<b>51,499,213.99</b>
<b>Unutilized Balance</b>	<b>107,759,551.80</b>	<b>897,612,734.92</b>	-	-	-	<b>1,005,372,286.72</b>

We hereby certify that we have received the contents and hereby attest to the veracity and correctness of the data or information contained in this document.

  
Melania M. Casanova  
Acting Head - City Accounting Department